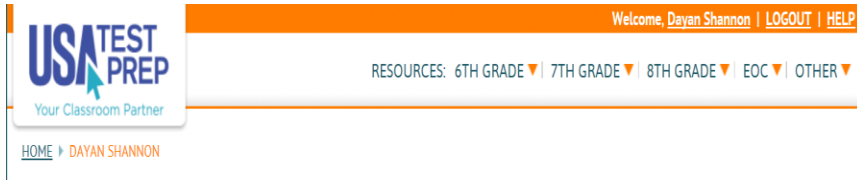



USA Testprep Standards Review and Practice

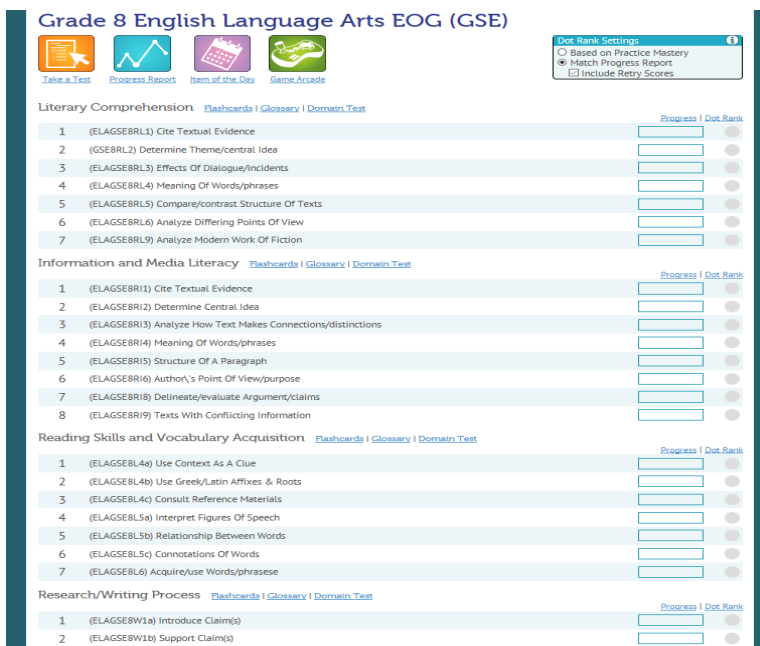
Step 1: When you log in, look up at the top of your screen and you will see RESOURCES. Click on your grade and you will get drop down menu.



STEP 2: Click on ELA







STEP 3: You will see a list of all the standards for your grade level.



STEP 4: Click on a standard and you will see the following:

Literary Comprehension [Flashcards](#) | [Glossary](#) | [Domain Test](#) [Progress](#) | [Dot Rank](#)

1 (ELAGSE8RL1) Cite Textual Evidence

<p>Videos 0/4</p>  <p>Begin</p> <p>All must be completed</p>	<p>Vocabulary Not Attempted</p>  <p>Begin</p> <p>Must be completed</p>	<p>Questions Not Attempted</p>  <p>Begin</p> <p>Must be completed</p>	<p>Performance Tasks 0/5</p>  <p>Begin</p> <p>All must be completed</p>	<p>Puzzles</p>  <p>Puzzles</p> <p>Optional</p>
---	---	--	--	--

I recommend you start with the standard(s) that you feel you need the most practice.

Spend about 20-30 minutes a day between now and Milestones.

Please take note of any standards you feel you need more help with and ask in class.